

GALLERY COLLECTION -- 78 Items

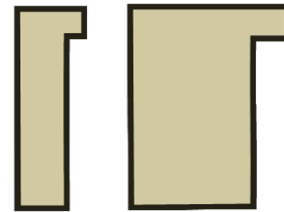
Item Number	Box (250ft)
G-050-100-MAP-U	1.25
G-050-100-MAP-N	2.00
G-050-100-MAP-V	2.25
G-050-100-MAP-W	2.25
G-050-100-CHE-U	1.40
G-050-100-CHE-N	2.15
G-050-100-CHE-V	2.35
G-050-100-WAL-U	1.90
G-050-100-WAL-N	2.70
G-050-100-WAL-D	3.20
G-050-100-WAL-E	3.20
G-075-100-MAP-U	1.25
G-075-100-MAP-N	2.00
G-075-100-MAP-V	2.25
G-075-100-MAP-W	2.25
G-075-100-CHE-U	1.40
G-075-100-CHE-N	2.15
G-075-100-CHE-V	2.35
G-075-100-WAL-U	1.90
G-075-100-WAL-N	2.70
G-075-100-WAL-D	3.20
G-075-100-WAL-E	3.20
G-075-150-MAP-U	1.50
G-075-150-MAP-N	2.25
G-075-150-MAP-V	2.45
G-075-150-MAP-W	2.45
G-075-150-CHE-U	1.60
G-075-150-CHE-N	2.35
G-075-150-CHE-V	2.55
G-075-150-WAL-U	2.25
G-075-150-WAL-N	3.00
G-075-150-WAL-D	3.50
G-075-150-WAL-E	3.50
G-075-150-SAP-U	2.25
G-075-150-SAP-V	3.00
G-050-150-MAP-U	1.50
G-050-150-MAP-N	2.25
G-050-150-MAP-V	2.45
G-050-150-CHE-U	1.60
G-050-150-CHE-N	2.35
G-050-150-CHE-V	2.55
G-050-150-WAL-U	2.25
G-050-150-WAL-N	3.00
G-050-150-WAL-D	3.50

Notes


Item Number Key:
Prefix: [G] (Gallery)
xx-xx = width-height

CHE=Cherry
WAL=Walnut
MAP=Maple
SAP=Sapele

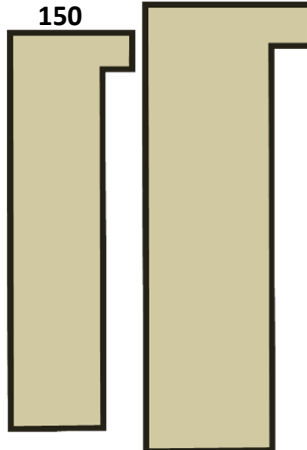
U=Unfinished
N=Natural Clearcoat
V=Vibrant
D=Dark
W=Whitewash
E=Ebony



G-050-100 **G-075-100**



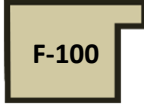
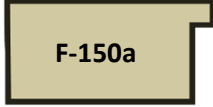
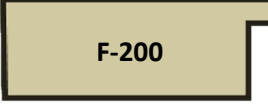
G-050-150 **G-075-150**



G-750-200 **G-750-225**

G-050-150-WAL-E	3.50
G-075-175-MAP-U	1.63
G-075-175-MAP-N	2.40
G-075-175-MAP-V	2.60
G-075-175-MAP-W	2.18
G-075-175-CHE-U	1.73
G-075-175-CHE-N	2.50
G-075-175-CHE-V	2.70
G-075-175-WAL-U	2.55
G-075-175-WAL-N	3.23
G-075-175-WAL-D	3.73
G-075-175-WAL-E	3.73
G-075-200-MAP-U	1.75
G-075-200-MAP-N	2.55
G-075-200-MAP-V	2.75
G-075-200-MAP-W	2.75
G-075-200-CHE-U	1.85
G-075-200-CHE-N	2.65
G-075-200-CHE-V	2.85
G-075-200-WAL-U	2.85
G-075-200-WAL-N	3.45
G-075-200-WAL-D	3.95
G-075-200-WAL-E	3.95
G-075-225-MAP-U	1.75
G-075-225-MAP-N	1.95
G-075-225-MAP-V	2.75
G-075-225-MAP-W	2.75
G-075-225-CHE-U	2.95
G-075-225-CHE-N	2.05
G-075-225-CHE-V	2.85
G-075-225-WAL-U	3.05
G-075-225-WAL-N	3.15
G-075-225-WAL-D	3.80
G-075-225-WAL-E	4.45

STANDARD COLLECTION -- 45 Items

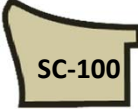
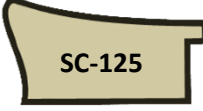

Item Number	Box	Bundle	Length	Chop	Join	Notes	
S-100-CHE-U	1.65	2.20	2.75	4.76	7.09	Item Number Key: Prefix: [F] (Flat) Width: [100] (1.00" wide) CHE=Cherry WAL=Walnut MAP=Maple SAP=Sapele U=Unfinished N=Natural Clearcoat V=Vibrant D=Dark W=Whitewash E=Ebony	
S-100-CHE-N	2.50	3.33	4.17	6.96	9.95		
S-100-CHE-V	2.85	3.80	4.75	7.86	11.12		
S-100-CHE-D	3.20	4.27	5.33	8.77	12.30		
S-100-WAL-U	1.89	2.52	3.15	5.38	7.90		
S-100-WAL-N	2.74	3.65	4.57	7.58	10.75		
S-100-WAL-V	3.09	4.12	5.15	8.48	11.93		
S-100-WAL-D	3.29	4.39	5.48	9.00	12.60		
S-100-WAL-E	3.29	4.39	5.48	9.00	12.60		
S-100-MAP-U	1.61	2.15	2.68	4.66	6.96		
S-100-MAP-N	2.46	3.28	4.10	6.86	9.81		
S-100-MAP-V	2.81	3.75	4.68	7.76	10.99		
S-100-MAP-W	2.81	3.75	4.68	7.76	10.99		
S-100-SAP-U	1.74	2.32	2.90	5.00	7.39		
S-100-SAP-V	2.94	3.92	4.90	8.10	11.43		
S-150-CHE-U	1.88	2.51	3.13	5.20	7.66		
S-150-CHE-N	2.90	3.87	4.83	7.75	10.98		
S-150-CHE-V	3.30	4.40	5.50	8.75	12.28		
S-150-CHE-D	3.70	4.93	6.17	9.75	13.58		
S-150-WAL-U	2.23	2.97	3.72	6.08	8.80		
S-150-WAL-N	3.26	4.35	5.43	8.65	12.15		
S-150-WAL-V	3.66	4.88	6.10	9.65	13.45		
S-150-WAL-D	3.86	5.15	6.43	10.15	14.10		
S-150-WAL-E	3.86	5.15	6.43	10.15	14.10		
S-150-MAP-U	1.82	2.43	3.03	5.05	7.47		
S-150-MAP-N	2.84	3.79	4.73	7.60	10.78		
S-150-MAP-V	3.24	4.32	5.40	8.60	12.08		
S-150-MAP-W	3.24	4.32	5.40	8.60	12.08		
S-150-SAP-U	2.02	2.69	3.37	5.55	8.12		
S-150-SAP-V	3.44	4.59	5.73	9.10	12.73		
S-200-CHE-U	2.13	2.84	3.55	5.83	8.47		
S-200-CHE-N	3.33	4.44	5.55	8.83	12.37		
S-200-CHE-V	3.78	5.04	6.30	9.95	13.84		
S-200-CHE-D	4.23	5.64	7.05	11.08	15.30		
S-200-WAL-U	2.60	3.47	4.33	7.00	10.00		
S-200-WAL-N	3.80	5.07	6.33	10.00	13.90		
S-200-WAL-V	4.25	5.67	7.08	11.13	15.37		
S-200-WAL-D	4.45	5.93	7.42	11.63	16.02		
S-200-WAL-E	4.45	5.93	7.42	11.63	16.02		
S-200-MAP-U	2.05	2.73	3.42	5.63	8.21		
S-200-MAP-N	3.25	4.33	5.42	8.63	12.11		
S-200-MAP-V	3.69	4.92	6.15	9.73	13.54		
S-200-MAP-W	3.69	4.92	6.15	9.73	13.54		
S-200-SAP-U	2.32	3.09	3.87	6.30	9.09		
S-200-SAP-V	3.97	5.29	6.62	10.43	14.46		

CRAFTSMAN COLLECTION -- 60 Items



Item Number	Box	Bundle	Length	Chop	Join	Notes
CR-100-CHE-U	2.03	2.71	3.38	5.91	8.59	Item Number Key: Prefix: [CR] (Craftsman) Width: [100] (1.00" wide) CHE=Cherry WAL=Walnut MAP=Maple SAP=Sapele U=Unfinished N=Natural Clearcoat V=Vibrant D=Dark W=Whitewash E=Ebony
CR-100-CHE-N	2.88	3.84	4.80	8.18	11.53	
CR-100-CHE-V	3.23	4.31	5.38	9.11	12.75	
CR-100-CHE-D	3.58	4.77	5.97	10.05	13.96	
CR-100-WAL-U	2.29	3.05	3.82	6.61	9.49	
CR-100-WAL-N	3.14	4.19	5.23	8.87	12.44	
CR-100-WAL-V	3.49	4.65	5.82	9.81	13.65	
CR-100-WAL-D	3.69	4.92	6.15	10.34	14.34	
CR-100-WAL-E	3.69	4.92	6.15	10.34	14.34	
CR-100-MAP-U	2.00	2.67	3.33	5.83	8.48	
CR-100-MAP-N	2.86	3.81	4.77	8.13	11.46	
CR-100-MAP-V	3.21	4.28	5.35	9.06	12.68	
CR-100-MAP-W	3.21	4.28	5.35	9.06	12.68	
CR-100-SAP-U	2.14	2.85	3.57	6.21	8.97	
CR-100-SAP-V	3.34	4.45	5.57	9.41	13.13	
CR-150-CHE-U	2.25	3.00	3.75	6.31	9.11	
CR-150-CHE-N	3.28	4.37	5.47	8.97	12.57	
CR-150-CHE-V	3.68	4.91	6.13	10.01	13.91	C-150
CR-150-CHE-D	4.08	5.44	6.80	11.04	15.25	
CR-150-WAL-U	2.63	3.51	4.38	7.29	10.38	C-200
CR-150-WAL-N	3.66	4.88	6.10	9.96	13.84	
CR-150-WAL-V	4.05	5.40	6.75	10.96	15.15	C-250
CR-150-WAL-D	4.30	5.73	7.17	11.61	15.99	
CR-150-WAL-E	4.30	5.73	7.17	11.61	15.99	
CR-150-MAP-U	2.22	2.96	3.70	6.24	9.01	
CR-150-MAP-N	3.24	4.32	5.40	8.87	12.43	
CR-150-MAP-V	3.64	4.85	6.07	9.90	13.77	
CR-150-MAP-W	3.64	4.85	6.07	9.90	13.77	
CR-150-SAP-U	2.39	3.19	3.98	6.67	9.58	
CR-150-SAP-V	3.81	5.08	6.35	10.34	14.35	
CR-200-CHE-U	2.49	3.32	4.15	6.73	9.64	
CR-200-CHE-N	3.69	4.92	6.15	9.73	13.54	
CR-200-CHE-V	4.14	5.52	6.90	10.85	15.01	
CR-200-CHE-D	4.59	6.12	7.65	11.98	16.47	
CR-200-WAL-U	3.00	4.00	5.00	8.00	11.30	
CR-200-WAL-N	4.20	5.60	7.00	11.00	15.20	
CR-200-WAL-V	4.65	6.20	7.75	12.13	16.66	
CR-200-WAL-D	4.90	6.53	8.17	12.75	17.48	
CR-200-WAL-E	4.90	6.53	8.17	12.75	17.48	
CR-200-MAP-U	2.45	3.27	4.08	6.63	9.51	
CR-200-MAP-N	3.65	4.87	6.08	9.63	13.41	
CR-200-MAP-V	4.09	5.45	6.82	10.73	14.84	
CR-200-MAP-W	4.09	5.45	6.82	10.73	14.84	
CR-200-SAP-U	2.72	3.63	4.53	7.30	10.39	
CR-200-SAP-V	4.36	5.81	7.27	11.40	15.72	

CR-250-CHE-U	2.79	3.72	4.65	7.24	10.32
CR-250-CHE-N	4.17	5.56	6.95	10.58	14.65
CR-250-CHE-V	4.67	6.23	7.78	11.79	16.22
CR-250-CHE-D	5.16	6.88	8.60	12.97	17.76
CR-250-WAL-U	3.46	4.61	5.77	8.86	12.42
CR-250-WAL-N	4.84	6.45	8.07	12.20	16.76
CR-250-WAL-V	5.34	7.12	8.90	13.41	18.33
CR-250-WAL-D	5.65	7.53	9.42	14.15	19.30
CR-250-WAL-E	5.65	7.53	9.42	14.15	19.30
CR-250-MAP-U	2.73	3.64	4.55	7.10	10.13
CR-250-MAP-N	4.10	5.47	6.83	10.41	14.43
CR-250-MAP-V	4.60	6.13	7.67	11.62	16.00
CR-250-MAP-W	4.60	6.13	7.67	11.62	16.00
CR-250-SAP-U	3.03	4.04	5.05	7.82	11.07
CR-250-SAP-V	4.90	6.53	8.17	12.34	16.94

SCOOP COLLECTION -- 45 Items

Item Number	Box	Bundle	Length	Chop	Join	Notes	
SC-100-CHE-U	2.09	2.79	3.48	6.07	8.80	Item Number Key: Prefix: [SC] (SCOOP) Width: [100] (1.00" wide) CHE=Cherry WAL=Walnut MAP=Maple SAP=Sapele U=Unfinished N=Natural Clearcoat V=Vibrant D=Dark W=Whitewash E=Ebony	
SC-100-CHE-N	2.94	3.92	4.90	8.34	11.74		
SC-100-CHE-V	3.29	4.39	5.48	9.27	12.96		
SC-100-CHE-D	3.64	4.85	6.07	10.21	14.17		
SC-100-WAL-U	2.56	3.41	4.27	7.33	10.42		
SC-100-WAL-N	3.41	4.55	5.68	9.59	13.37		
SC-100-WAL-V	3.76	5.01	6.27	10.53	14.58		
SC-100-WAL-D	3.95	5.27	6.58	11.03	15.24		
SC-100-WAL-E	3.95	5.27	6.58	11.03	15.24		
SC-100-MAP-U	2.05	2.73	3.42	5.97	8.66		
SC-100-MAP-N	2.90	3.87	4.83	8.23	11.60		
SC-100-MAP-V	3.25	4.33	5.42	9.17	12.82		
SC-100-MAP-W	3.25	4.33	5.42	9.17	12.82		
SC-100-SAP-U	2.21	2.95	3.68	6.39	9.21		
SC-100-SAP-V	3.41	4.55	5.68	9.59	13.37		
SC-175-CHE-U	2.63	3.51	4.38	7.29	10.38		
SC-175-CHE-N	3.96	5.28	6.60	10.73	14.85		
SC-175-CHE-V	4.38	5.84	7.30	11.82	16.26		
SC-175-CHE-D	4.81	6.41	8.02	12.93	17.70		
SC-175-WAL-U	3.22	4.29	5.37	8.82	12.36		
SC-175-WAL-N	4.33	5.77	7.22	11.69	16.09		
SC-175-WAL-V	4.75	6.33	7.92	12.77	17.50		
SC-175-WAL-D	4.95	6.60	8.25	13.29	18.17		
SC-175-WAL-E	4.95	6.60	8.25	13.29	18.17		
SC-175-MAP-U	2.43	3.24	4.05	6.78	9.71		
SC-175-MAP-N	3.54	4.72	5.90	9.65	13.44		
SC-175-MAP-V	3.96	5.28	6.60	10.73	14.85		
SC-175-MAP-W	3.96	5.28	6.60	10.73	14.85		
SC-175-SAP-U	2.70	3.60	4.50	7.48	10.62		
SC-175-SAP-V	4.24	5.65	7.07	11.45	15.79		
SC-250-CHE-U	3.25	4.33	5.42	8.63	12.11		
SC-250-CHE-N	4.62	6.16	7.70	12.05	16.57		
SC-250-CHE-V	5.12	6.83	8.53	13.30	18.19		
SC-250-CHE-D	5.62	7.49	9.37	14.55	19.82		
SC-250-WAL-U	4.33	5.77	7.22	11.33	15.62		
SC-250-WAL-N	5.71	7.61	9.52	14.78	20.11		
SC-250-WAL-V	6.23	8.31	10.38	16.08	21.80		
SC-250-WAL-D	6.42	8.56	10.70	16.55	22.42		
SC-250-WAL-E	6.42	8.56	10.70	16.55	22.42		
SC-250-MAP-U	3.10	4.13	5.17	8.25	11.63		
SC-250-MAP-N	4.48	5.97	7.47	11.70	16.11		
SC-250-MAP-V	4.98	6.64	8.30	12.95	17.74		
SC-250-MAP-W	4.98	6.64	8.30	12.95	17.74		
SC-250-SAP-U	3.59	4.79	5.98	9.48	13.22		
SC-250-SAP-V	5.46	7.28	9.10	14.15	19.30		

BEVEL COLLECTION -- 45 Items

Item Number	Box	Bundle	Length	Chop	Join	Notes
BV-075-CHE-U	1.98	2.64	3.30	5.78	8.41	Item Number Key: Prefix: [BV] (Bevel) Width: [100] (1.00" wide) CHE=Cherry WAL=Walnut MAP=Maple SAP=Sapele U=Unfinished N=Natural Clearcoat V=Vibrant D=Dark W=Whitewash E=Ebony
BV-075-CHE-N	2.76	3.68	4.60	7.86	11.12	
BV-075-CHE-V	3.08	4.11	5.13	8.71	12.23	
BV-075-CHE-D	3.41	4.55	5.68	9.59	13.37	
BV-075-WAL-U	2.34	3.12	3.90	6.74	9.66	
BV-075-WAL-N	3.11	4.15	5.18	8.79	12.33	
BV-075-WAL-V	3.43	4.57	5.72	9.65	13.44	
BV-075-WAL-D	3.63	4.84	6.05	10.18	14.13	
BV-075-WAL-E	3.63	4.84	6.05	10.18	14.13	
BV-075-MAP-U	1.96	2.61	3.27	5.73	8.34	
BV-075-MAP-N	2.72	3.63	4.53	7.75	10.98	
BV-075-MAP-V	3.05	4.07	5.08	8.63	12.12	
BV-075-MAP-W	3.05	4.07	5.08	8.63	12.12	
BV-075-SAP-U	2.09	2.79	3.48	6.07	8.80	
BV-075-SAP-V	3.17	4.23	5.28	8.95	12.54	
BV-150-CHE-U	2.44	3.25	4.07	6.80	9.74	 BV-075
BV-150-CHE-N	3.47	4.63	5.78	9.46	13.20	
BV-150-CHE-V	3.87	5.16	6.45	10.50	14.55	
BV-150-CHE-D	4.27	5.69	7.12	11.53	15.89	
BV-150-WAL-U	3.07	4.09	5.12	8.43	11.86	
BV-150-WAL-N	4.09	5.45	6.82	11.07	15.29	
BV-150-WAL-V	4.49	5.99	7.48	12.10	16.63	
BV-150-WAL-D	4.69	6.25	7.82	12.62	17.30	
BV-150-WAL-E	4.69	6.25	7.82	12.62	17.30	
BV-150-MAP-U	2.36	3.15	3.93	6.60	9.48	
BV-150-MAP-N	3.39	4.52	5.65	9.26	12.93	
BV-150-MAP-V	3.79	5.05	6.32	10.29	14.28	
BV-150-MAP-W	3.79	5.05	6.32	10.29	14.28	
BV-150-SAP-U	2.57	3.43	4.28	7.14	10.18	
BV-150-SAP-V	4.00	5.33	6.67	10.83	14.98	
BV-225-CHE-U	2.93	3.91	4.88	7.83	11.07	 BV-150
BV-225-CHE-N	4.22	5.63	7.03	11.05	15.27	
BV-225-CHE-V	4.69	6.25	7.82	12.23	16.79	
BV-225-CHE-D	5.17	6.89	8.62	13.43	18.35	
BV-225-WAL-U	3.99	5.32	6.65	10.48	14.52	
BV-225-WAL-N	5.28	7.04	8.80	13.70	18.71	
BV-225-WAL-V	5.75	7.67	9.58	14.88	20.24	
BV-225-WAL-D	5.99	7.99	9.98	15.48	21.02	
BV-225-WAL-E	5.99	7.99	9.98	15.48	21.02	
BV-225-MAP-U	2.77	3.69	4.62	7.43	10.55	
BV-225-MAP-N	4.05	5.40	6.75	10.63	14.71	
BV-225-MAP-V	4.53	6.04	7.55	11.83	16.27	
BV-225-MAP-W	4.53	6.04	7.55	11.83	16.27	
BV-225-SAP-U	3.14	4.19	5.23	8.35	11.76	
BV-225-SAP-V	4.90	6.53	8.17	12.75	17.48	



BV-075



BV-150



BV-225

TRADITIONAL COLLECTION -- 45 Items

Item Number	Box	Bundle	Length	Chop	Join	Notes
TD-100-CHE-U	2.09	2.79	3.48	6.07	8.80	Item Number Key: Prefix: [S] (Standard) Width: [100] (1.00" wide) CHE=Cherry WAL=Walnut MAP=Maple SAP=Sapele U=Unfinished N=Natural Clearcoat V=Vibrant D=Dark W=Whitewash E=Ebony
TD-100-CHE-N	2.94	3.92	4.90	8.34	11.74	
TD-100-CHE-V	3.29	4.39	5.48	9.27	12.96	
TD-100-CHE-D	3.64	4.85	6.07	10.21	14.17	
TD-100-WAL-U	2.56	3.41	4.27	7.33	10.42	
TD-100-WAL-N	3.41	4.55	5.68	9.59	13.37	
TD-100-WAL-V	3.76	5.01	6.27	10.53	14.58	
TD-100-WAL-D	3.95	5.27	6.58	11.03	15.24	
TD-100-WAL-E	3.95	5.27	6.58	11.03	15.24	
TD-100-MAP-U	2.05	2.73	3.42	5.97	8.66	
TD-100-MAP-N	2.90	3.87	4.83	8.23	11.60	
TD-100-MAP-V	3.25	4.33	5.42	9.17	12.82	
TD-100-MAP-W	3.25	4.33	5.42	9.17	12.82	
TD-100-SAP-U	2.21	2.95	3.68	6.39	9.21	
TD-100-SAP-V	3.41	4.55	5.68	9.59	13.37	
TD-175-CHE-U	2.63	3.51	4.38	7.51	10.67	
TD-175-CHE-N	3.96	5.28	6.60	11.06	15.28	
TD-175-CHE-V	4.38	5.84	7.30	12.18	16.73	
TD-175-CHE-D	4.81	6.41	8.02	13.33	18.22	
TD-175-WAL-U	3.22	4.29	5.37	9.09	12.71	
TD-175-WAL-N	4.33	5.77	7.22	12.05	16.56	
TD-175-WAL-V	4.75	6.33	7.92	13.17	18.02	
TD-175-WAL-D	4.95	6.60	8.25	13.70	18.71	
TD-175-WAL-E	4.95	6.60	8.25	13.70	18.71	
TD-175-MAP-U	2.43	3.24	4.05	6.98	9.97	
TD-175-MAP-N	3.54	4.72	5.90	9.94	13.82	
TD-175-MAP-V	3.96	5.28	6.60	11.06	15.28	
TD-175-MAP-W	3.96	5.28	6.60	11.06	15.28	
TD-175-SAP-U	2.70	3.60	4.50	7.70	10.91	
TD-175-SAP-V	4.24	5.65	7.07	11.81	16.25	
TD-200-CHE-U	3.95	5.27	6.58	11.03	15.24	
TD-200-CHE-N	3.95	5.27	6.58	11.03	15.24	
TD-200-CHE-V	4.95	6.60	8.25	13.70	18.71	
TD-200-CHE-D	4.95	6.60	8.25	13.70	18.71	
TD-200-WAL-U	4.95	6.60	8.25	13.70	18.71	
TD-200-WAL-N	5.03	6.71	8.38	13.91	18.99	
TD-200-WAL-V	5.53	7.37	9.22	15.25	20.72	
TD-200-WAL-D	5.63	7.51	9.38	15.51	21.07	
TD-200-WAL-E	5.73	7.64	9.55	15.78	21.41	
TD-200-MAP-U	3.89	5.19	6.48	10.87	15.04	
TD-200-MAP-N	4.59	6.12	7.65	12.74	17.46	
TD-200-MAP-V	4.59	6.12	7.65	12.74	17.46	
TD-200-MAP-W	4.59	6.12	7.65	12.74	17.46	
TD-200-SAP-U	4.59	6.12	7.65	12.74	17.46	
TD-200-SAP-V	5.33	7.11	8.88	14.71	20.03	

TD-250-CHE-U	3.25	4.33	5.42	9.17	12.82
TD-250-CHE-N	4.62	6.16	7.70	12.82	17.57
TD-250-CHE-V	5.12	6.83	8.53	14.15	19.30
TD-250-CHE-D	5.62	7.49	9.37	15.49	21.03
TD-250-WAL-U	4.33	5.77	7.22	12.05	16.56
TD-250-WAL-N	5.71	7.61	9.52	15.73	21.34
TD-250-WAL-V	6.23	8.31	10.38	17.11	23.15
TD-250-WAL-D	6.42	8.56	10.70	17.62	23.81
TD-250-WAL-E	6.42	8.56	10.70	17.62	23.81
TD-250-MAP-U	3.10	4.13	5.17	8.77	12.30
TD-250-MAP-N	4.48	5.97	7.47	12.45	17.08
TD-250-MAP-V	4.98	6.64	8.30	13.78	18.81
TD-250-MAP-W	4.98	6.64	8.30	13.78	18.81
TD-250-SAP-U	3.59	4.79	5.98	10.07	14.00
TD-250-SAP-V	5.46	7.28	9.10	15.06	20.48

Milk Paint

Item Number	Box	Bundle	Length	Chop	Join	Notes
MP-F-100	2.00	2.67	3.33	5.83	8.48	20 colors are available
MP-F-150	2.15	2.87	3.58	6.23	9.00	

When ordering, add the color to the end of the item number, example: MP-F-100-Salmon

- Barn Red
- Salem Red
- Salmon
- Pumpkin
- Marigold Yellow
- Mustard
- Bayberry Green
- Tavern Green
- Lexington Green
- Sea Green
- Federal Blue
- Soldier Blue
- Slate
- Driftwood
- Chocolate Brown
- Pitch Black
- Buttermilk
- Light Cream
- Oyster White
- Snow White

Rustic Series

Item Number	Box	Bundle	Length	Chop	Join	Notes
RUS-F-150a-CED-U	3.50	4.67	5.83	9.83	13.68	Item Number Key U=Unfinished N=Natural Clearcoat
RUS-A-200a-CED-U	4.50	6.00	7.50	12.50	17.15	
RUS-A-325-CED-U	5.95	7.93	9.92	16.37	22.18	
RUS-F-300-CED-U	5.25	7.00	8.75	14.50	19.75	
RUS-F-150a-CED-N	4.95	6.60	8.25	13.70	18.71	
RUS-A-200a-CED-N	5.95	7.93	9.92	16.37	22.18	
RUS-A-325-CED-N	7.95	10.60	13.25	21.70	29.11	
RUS-F-300-CED-N	6.95	9.27	11.58	19.03333	25.643	